

(I)(a) STATEMENT SHOWING SHAREHOLDING PATTERN

Name of the Company: JAYSHREE NIRMAN LTD.
Scrip Code: Name of the Scrip:
Quarter Ended: 30/09/2014

Class of security:

Page: 1

Partly paid-up shares:-	No of partly paid-up shares	As a % of total no. of partly paid-up shares	As a % of total no. of shares of the company
-------------------------	-----------------------------	----------------------------------------------	----------------------------------------------

Held by promoter/promoter group

Held by public
Total - D

Outstanding convertible securities:-	No. of outstanding securities	As a % of total no. of outstanding convertible securities	As a % of total no. of shares of the company, assuming full conversion of the convertible securities
--------------------------------------	-------------------------------	-----------------------------------------------------------	------------------------------------------------------------------------------------------------------

Held by promoter/promoter group


Held by public
Total - E

Warrants:-	No. of warrants	As a % of total no. of warrants	As a % of total no. of shares of the company, assuming full conversion of warrants
------------	-----------------	---------------------------------	------------------------------------------------------------------------------------

Held by promoter/promoter group

Held by public
Total - F


Total paid-up capital of the company, assuming full conversion of warrants and convertible securities	5061200
-------------------------------------------------------------------------------------------------------	---------



Category Code	Category of Shareholders	Number of shareholders	Total number of shares	Number of shares held in Demat Form	As a % of (A+B)	As a % of (A+B+c)	Number of Fledged shares	As a percentage
(i)	(ii)	(iii)	(iv)	(v)	(vi)	(vii)	(viii)	(ix)=(viii/iv*100)
(A)	Total Shareholding of Promoter & Promoter Group							
(1)	Indian							
(a)	Individual/HUF	10	1800	Nil	0.036	0.036	Nil	Nil
(b)	Central Govt. / State Govt.	Nil	Nil	Nil	Nil	Nil	Nil	Nil
(c)	Bodies Corporate	Nil	Nil	Nil	Nil	Nil	Nil	Nil
(d)	Fin. Institutions / Bank	Nil	Nil	Nil	Nil	Nil	Nil	Nil
(e)	Any Other	Nil	Nil	Nil	Nil	Nil	Nil	Nil
	Sub-Total of (A)(1)	10	1800	Nil	0.036	0.036	Nil	Nil
(2)	Foreign							
(a)	Individuals (NRIs/Foreign)	Nil	Nil	Nil	Nil	Nil	Nil	Nil
(b)	Bodies Corporate	Nil	Nil	Nil	Nil	Nil	Nil	Nil
(c)	Institutions	Nil	Nil	Nil	Nil	Nil	Nil	Nil
(d)	Qualified Foreign Investors	Nil	Nil	Nil	Nil	Nil	Nil	Nil
(e)	Any Other	Nil	Nil	Nil	Nil	Nil	Nil	Nil
	Sub-Total of (A)(2)	Nil	Nil	Nil	Nil	Nil	Nil	Nil
	Shareholding of Promoter & Promoter Group (A) = A1+A2	10	1800	Nil	0.036	0.036	Nil	Nil
(B)	Public Shareholding							
(1)	Institutions							
(a)	Mutual Funds / UTI	Nil	Nil	Nil	Nil	Nil	NA	NA
(b)	Fin. Institutions / Banks	Nil	Nil	Nil	Nil	Nil	NA	NA
(c)	Central Govt. / State Govt.	Nil	Nil	Nil	Nil	Nil	NA	NA
(d)	Venture Capital	Nil	Nil	Nil	Nil	Nil	NA	NA
(e)	Insurance Company	Nil	Nil	Nil	Nil	Nil	NA	NA
(f)	Foreign Inst. Investors	Nil	Nil	Nil	Nil	Nil	NA	NA
(g)	Foreign VC Investors	Nil	Nil	Nil	Nil	Nil	NA	NA
(h)	Qualified Foreign Investors	Nil	Nil	Nil	Nil	Nil	NA	NA
(i)	Any Other	Nil	Nil	Nil	Nil	Nil	NA	NA
	Sub-Total (B)(1)	Nil	Nil	Nil	Nil	Nil	NA	NA
(2)	Non-Institutions							
(a)	Bodies Corporate	14	1192175	702175	23.555	23.555	NA	NA
(b)	Individuals							
	i. Individual Shareholders Holding Nominal Share Upto Rs.1 Lakh	291	409505	172605	8.091	8.091	NA	NA
	ii. Individual Shareholders Holding Nominal Share greater than Rs.1 Lakh	20	3457720	2229020	68.318	68.318	NA	NA
(c)	Qualified Foreign Investors	Nil	Nil	Nil	Nil	Nil	NA	NA
(d)	Any Other	Nil	Nil	Nil	Nil	Nil	NA	NA
	Sub-Total (B)(2)	325	5059400	3103800	99.964	99.964	NA	NA
	Total Public Shareholding (B) = (B)(1) + (B)(2)	325	5059400	3103800	99.964	99.964	NA	NA
	TOTAL (A)+(B)	335	5061200	3103800	100.000	100.000	Nil	Nil
(C)	Shares held by Custodians And against which DRs have been issued	Nil	Nil	Nil	Nil	Nil	NA	NA
(1)	Promoter and Promoter group	Nil	Nil	Nil	Nil	Nil	NA	NA
(2)	Public	Nil	Nil	Nil	Nil	Nil	NA	NA
	GRAND TOTAL (A)+(B)+(C)	335	5061200	3103800	100.000	100.000	Nil	Nil



Srl.	Name of the shareholder	Details of Shares Held		Encumbered shares(*)		Details of warrants		Details of Convertible Securities		Total shares (including underlying shares assuming full conversion of warrants and convertible securities) as a % of diluted share capital	
		Number of Shares held	As a % of grand total (A)+(B)+(C)	Number of Pledged Shares held	As a percentage As a % of grand total of sub-clause (I)(a)	Number of Warrants held	As a % of total number of warrants of the same Class	Number of convertible securities held	Zw. r. t. total number of convertible securities of the same class		
(i)	(ii)	(iii)	(iv)	(v)	(vi)=(v)/(iii)*100	(vii)	(viii)	(ix)	(x)	(xi)	(xii)
1.	ANANDLAL SHARMA	100	0.002	0	0.000	0.000	0	0.000	0	0.000	0.002
2.	ANITA DUGAR	100	0.002	0	0.000	0.000	0	0.000	0	0.000	0.002
3.	ARVIND RAI	100	0.002	0	0.000	0.000	0	0.000	0	0.000	0.002
4.	ASHOK KUMAR DAS	100	0.002	0	0.000	0.000	0	0.000	0	0.000	0.002
5.	BRAHMADEB TEWARI	100	0.002	0	0.000	0.000	0	0.000	0	0.000	0.002
6.	JAGAT SINGH DUGAR	100	0.002	0	0.000	0.000	0	0.000	0	0.000	0.002
7.	KARUNAKAR NAYAK	100	0.002	0	0.000	0.000	0	0.000	0	0.000	0.002
8.	KRIPA SHANKAR PANDEY	100	0.002	0	0.000	0.000	0	0.000	0	0.000	0.002
9.	MADHU BAID	500	0.010	0	0.000	0.000	0	0.000	0	0.000	0.010
10.	PAPPU AGARWAL	500	0.010	0	0.000	0.000	0	0.000	0	0.000	0.010
TOTAL		1800	0.036	0	0.000	0.000	Nil	Nil	Nil	Nil	0.036



Srl. Name(s) of the shareholder and the Persons Acting in Concert (PAC) with them	Number of Shares held	Shares as a percentage of total number of shares (i.e., Grand Total (A)+(B)+(C) indicated in Statement at para (I)(a) above}	Details of Warrants		Details of convertible Securities		Total shares (including underlying shares assuming full conversion of warrants and convertible securities) as a % of diluted share capital
			Number of Warrants held	As a % of total warrants of the same Class	Number of convertible securities held	Zw. r. t. total number of convertible securities of the same class	
1. HARI PRASAD TIWARI	659105	13.023	0	0.000	0	0.000	13.023
2. MANIK CHAND PUGALIA	267600	5.287	0	0.000	0	0.000	5.287
3. OM PRAKASH SHARMA	263000	5.196	0	0.000	0	0.000	5.196
4. PUSPENDU BANERJEE	371055	7.331	0	0.000	0	0.000	7.331
5. SANJIB ROY	420055	8.300	0	0.000	0	0.000	8.300
6. SURAJIT SAHA	351950	6.954	0	0.000	0	0.000	6.954
TOTAL	2332765	46.091	Nil	Nil	Nil	Nil	46.091



JAYSHREE NIRMAN LTD.

(I)(d) STATEMENT SHOWING DETAILS OF LOCKED-IN SHARES AS ON 30/09/2014

Page: 1

Sr1. Name(s) of the Shareholder	Category of Shareholders (Promoter/ Public)	Number of Locked-in Shares	% to Total
1.		Nil	NIL



Srl. Type of Outstanding DR (ADRs, GDRs, SDRs, etc)	Number of Outstanding DRs	Number of Shares underlying outstanding DRs	Shares underlying Outstanding DRs as a Percentage of total number of shares (ie. Grand total(A)+(B)+ (C) indicated in Statement at para (I)(a) above)
1. Nil	Nil	Nil	Nil




JAYSHREE NIRMAN LTD.

(II)(b) STATEMENT SHOWING DETAILS OF DEPOSITORY RECEIPTS (DRs), WHERE UNDERLYING SHARES HELD BY 'PROMOTER/PROMOTER GROUP' ARE IN EXCESS OF 1% OF THE TOTAL NO. OF SHARES

Page: 1

Sr1.	Name of the DR Holder	Type of outstanding DR (ADRs, GDRs, SDRs, etc.) DRs	Number of Shares Underlying outstanding DRs	Shares underlying Outstanding DRs as Percentage of total number of shares (ie. Grand total (A)+(B)+(C) indicated in statement at para (I)(a) above
1.	N11	N11	N11	NIL
2.	N11	N11	N11	NIL
TOTAL	N11	N11	N11	NIL



(I)(a) STATEMENT SHOWING SHAREHOLDING PATTERN

Name of the Company: JAYSHREE NIRMAL LTD
Scrip Code: Name of the Scrip:
Quarter Ended: 31/12/2014

Class of security:

Page: 1

Partly paid-up shares:-	No. of partly paid-up shares	As a % of total no. of partly paid-up shares	As a % of total no. of shares of the company
-------------------------	------------------------------	----------------------------------------------	----------------------------------------------

Held by promoter/promoter group

Held by public
Total - D

Outstanding convertible securities:-	No. of outstanding securities	As a % of total no. of outstanding convertible securities	As a % of total no. of shares of the company, assuming full conversion of the convertible securities
--------------------------------------	-------------------------------	-----------------------------------------------------------	------------------------------------------------------------------------------------------------------

Held by promoter/promoter group

Held by public
Total - E

Warrants:-	No. of warrants	As a % of total no. of warrants	As a % of total no. of shares of the company, assuming full conversion of warrants
------------	-----------------	---------------------------------	------------------------------------------------------------------------------------

Held by promoter/promoter group

Held by public
Total - F

Total paid-up capital of the company, assuming full conversion of warrants and convertible securities	5061200
-------------------------------------------------------------------------------------------------------	---------

